


subject : 600 series





subject : coffee



30600/14 DESK SET-UP
245 x 225 x 113 cm
96 1/2 x 88 1/2 x 44 1/2"



30600/102 DESK SET-UP
222 x 222 x 75/113 cm
87 1/2 x 87 1/2 x 29 1/2/44 1/2"

30678 CABINET
95 x 45 x 73.5 cm
37 1/2 x 17 1/4 x 29"

30679 HUTCH
95 x 34 x 107.5 cm
37 1/2 x 13 1/2 x 42 1/4"

30644 BOOKCASE
49 x 34 x 181 cm
19 1/4 x 13 1/2 x 71 1/4"

30645 BOOKCASE
49 x 34 x 216 cm
19 1/4 x 13 1/2 x 85"





subject : white

80822 BOOKCASE
95.3 x 34 x 74 cm
37 1/2 x 13 1/2 x 29 1/4"

30600/124 CABINET
95.3 x 34 x 118.5 cm
37 1/2 x 13 1/2 x 46 1/4"

30600/125 CABINET
95.3 x 34 x 189 cm
37 1/2 x 13 1/2 x 74 1/2"



THE 600 SERIES GIVES YOU UNLIMITED POSSIBILITIES FOR DESIGNING YOUR OFFICE JUST THE WAY YOU LIKE IT. CHOOSE AMONG A VARIETY OF DESKS, DESK CONFIGURATIONS, MODULAR BOOKCASES OR WALL SYSTEMS IN LIGHT MAPLE, LIGHT CHERRY AND COFFEE FINISHES. FEATURES AND BENEFITS ARE NUMEROUS AND THE WHOLE SERIES IS AVAILABLE AT BUDGET PRICES.

DAS BÜROPROGRAMM 600 GIBT IHNEN DIE MÖGLICHKEIT IHR HOMEOFFICE GENAU SO ZU EINRICHTEN, WIE SIE ES WÜNSCHEN. SIE KÖNNEN ZWISCHEN INDIVIDUELLE SCHREIBTISCHE, SCHREIBTISCHKOMBINATIONEN, EINFACHE/ KOMBINIERBARE REGALE WÄHLEN DAS PROGRAMM IST IN DEN FARBSTELLUNGEN AHORN, KIRSCHEN ODER KAFFEE ERHÄLTICH UND BIETET IHNEN DAS BESTE PREISLEISTUNGSVERHÄLTNIS.

LA SÉRIE 600 EST PLEINE DE POSSIBILITÉS QUAND IL EST QUESTION DE PERSONNALISER L'INSTALLATION D'UN BUREAU. CHOISISSEZ ENTRE DES BUREAUX SIMPLES OU DES COMBINAISONS PLUS IMPORTANTES, ÉTAGÈRES OU BIBLIOTHÈQUE DANS LES TEINTES ÉRABLE, CERISIER OU CAFÉ. DES FINITIONS REMARQUABLES ET DES PRIX TRÈS COMPÉTITIFS.

600-SERIEN INDEHOLDER MANGE MULIGHEDER FOR AT INDRETTE NETOP DET KONTOR, DER PASSER TIL DIG. VÆLG MELLEMLER ENKELTE SKRIVEBORDE ELLER STØRRE OPSTILLINGER, BOGKASSER ELLER REOLSYSTEMER I FARVERNE AHORN, KIRSEBÆR ELLER KAFFE. FLOT FINISH MED MANGE GODE DETALJER - OG TIL HELT RIGTIGE PRISER.

LA GAMA 600 TIENE MUCHAS POSIBILIDADES PARA DISEÑAR SU DESPACHO COMO GUSTE. ELIJA ENTRE ESCRITORIOS O COMBINACIONES DE ESCRITORIOS, LIBRERÍA O ESTANTERÍAS EN LOS COLORES: ARCE, CEREZO Y CAFÉ. ES TUPENDOS ACABADOS APRECIOS MUY RAZONABLES.



30600/12 DESK SET-UP
208 x 180 x 75 cm
81 1/4 x 70 1/4 x 29 1/2"

30600/21 STORAGE SYSTEM
190 x 36 x 111 cm
74 1/4 x 14 1/4 x 43 1/4"



subject : light maple



30600/65 DESK SET-UP
271 x 252 x 181 cm
106 1/4 x 99 1/2 x 71 1/4"

30600/96 DESK SET-UP
195/245 x 270 x 75/181 cm
76 1/2/96 1/2 x 106 1/4 x 29 1/2/71 1/4"

subject : features and benefits



① Hutches, credenza and file cabinet with finished back

② 25 mm/1" desk tops and side panels

③ Mobile file cabinet

④ Lock in top drawer

⑤ Desk with split side


⑥ Leg panel for free motion of legs

⑦ Levellers on all desks, bookcases and cabinets

⑧ Pull-out tray for keyboard



Full modesty panels with large cut-out holes for wire management



Hardware for connecting units




Bookcases are supplied with anti-tilt hardware for wall mounting



Classic metal handles



Metal runners in all drawers



Lock in top drawer



30600/91 CREENZA WITH HUTCH
150 x 45 x 181 cm
59 x 17 1/4 x 71 1/4"

30600/94 DESK SET-UP
180 x 75/80 x 75 cm
70 1/4 x 29 1/2/34 1/2 x 29 1/2"

subject : light cherry



30600/08 DESK SET-UP
180 x 253 x 75 cm
70 1/4 x 99 1/2 x 29 1/2"



30600/12 DESK SET-UP
208 x 180 x 75 cm
81 1/4 x 70 1/4 x 29 1/2"

30694 BOOKCASE
95 x 34 x 181 cm
37 1/2 x 13 1/2 x 71 1/4"

30692 BOOKCASE
95 x 34 x 111 cm
37 1/2 x 13 1/2 x 43 1/4"



subject : colours and options



30651 DESK
180 x 88/75 x 75 cm
70³/₄ x 34¹/₂/29¹/₂ x 29¹/₂"



30653 DESK
150 x 75 x 75 cm
59 x 29¹/₂ x 29¹/₂"



30655 DESK
120 x 75 x 75 cm
47¹/₄ x 29¹/₂ x 29¹/₂"



30658 TYPING TABLE
120 x 45 x 75 cm
47¹/₄ x 17³/₄ x 29¹/₂"



30654 CORNER DESK
88 x 88 x 75 cm
34³/₄ x 34³/₄ x 29¹/₂"



30631 CORNER DESK
102 x 102 x 75 cm
40¹/₄ x 40¹/₄ x 29¹/₂"



30660 CORNER DESK
75 x 75 x 75 cm
29¹/₂ x 29¹/₂ x 29¹/₂"



30662 L-SHAPED DESK, RIGHT
150 x 75/45 x 75 cm
59 x 29¹/₂/17³/₄ x 29¹/₂"



30663 L-SHAPED DESK, LEFT
150 x 75/45 x 75 cm
59 x 29¹/₂/17³/₄ x 29¹/₂"



30665 COMPUTER DESK ON CASTORS
95 x 55 x 79 cm
37¹/₂ x 21¹/₄ x 31"



30671 NARROW PULL-OUT KEYBOARD TRAY
51 x 35 x 2 cm
20 x 13³/₄ x 3¹/₄"



30672 WIDE PULL-OUT KEYBOARD TRAY
77 x 35 x 2 cm
30¹/₄ x 13³/₄ x 3¹/₄"



30668 CPU-BOX
28 x 45 x 58 cm
11 x 17³/₄ x 22³/₄"



50102 CPU-HOLDER
5 x 15 x 39/64 cm
2 x 6 x 15¹/₄/25¹/₄"



30667 MONITOR STAND
59 x 29 x 15 cm
23¹/₄ x 11¹/₂ x 6"



30669 ORGANIZER
120 x 34 x 38 cm
47¹/₄ x 13¹/₂ x 15"



30635 HUTCH
120 x 34 x 107 cm
47¹/₄ x 13¹/₂ x 42¹/₄"



30633 HUTCH
150 x 34 x 107 cm
59 x 13¹/₂ x 42¹/₄"



30632 CORNER HUTCH
102 x 102 x 107 cm
40¹/₄ x 40¹/₄ x 42¹/₄"



30679 HUTCH
95 x 34 x 107.5 cm
37¹/₂ x 13¹/₂ x 42¹/₄"



30675 MOBILE FILE CABINET
47 x 46 x 68 cm
18¹/₂ x 18 x 27"



30676 FILE CABINET
48 x 45 x 75 cm
19 x 17³/₄ x 29¹/₂"



30637 CREDENZA
150 x 45 x 73.5 cm
59 x 17³/₄ x 29"



30677 LATERAL FILE CABINET
95 x 45 x 73.5 cm
37¹/₂ x 17³/₄ x 29"



30678 CABINET
95 x 45 x 73.5 cm
37¹/₂ x 17³/₄ x 29"



30691 BOOKCASE
95 x 34 x 75 cm
37¹/₂ x 13¹/₂ x 29¹/₂"



30692 BOOKCASE
95 x 34 x 111 cm
37¹/₂ x 13¹/₂ x 43³/₄"



30694 BOOKCASE
95 x 34 x 181 cm
37¹/₂ x 13¹/₂ x 71¹/₄"



30695 BOOKCASE
95 x 34 x 216 cm
37¹/₂ x 13¹/₂ x 85"



30644 BOOKCASE
49 x 34 x 181 cm
19¹/₄ x 13¹/₂ x 71¹/₄"



30645 BOOKCASE
49 x 34 x 216 cm
19¹/₄ x 13¹/₂ x 85"



30690 SHELVES FOR BOOKCASES
44 x 31 x 1.9 cm
17¹/₄ x 12¹/₄ x 3¹/₄"



*** 30697 DOORS FOR BOOKCASES**
FOR 30692, 30694, 30695
93 x 1.5 x 62 cm
36¹/₂ x 5⁷/₈ x 24¹/₂"



**** 30698 GLASS DOORS FOR BOOKCASES**
FOR 30679, 30694, 30695
93 x 1.5 x 103 cm
36¹/₂ x 5⁷/₈ x 40¹/₂"



30699 GLASS DOORS FOR BOOKCASES
FOR 30694
93 x 1.5 x 166 cm
36¹/₂ x 5⁷/₈ x 65¹/₄"



80822 BOOKCASE
95.3 x 34 x 74 cm
37¹/₂ x 13¹/₂ x 29¹/₄"



80821 BOOKCASE
95.3 x 34 x 118.5 cm
37¹/₂ x 13¹/₂ x 46³/₄"



80820 BOOKCASE
95.3 x 34 x 189 cm
37¹/₂ x 13¹/₂ x 74¹/₂"



80824 DOORS W/LOCK FOR 80821
93 x 1.5 x 105 cm
36¹/₂ x 5⁷/₈ x 41¹/₂"



80823 DOORS W/LOCK FOR 80820
93 x 1.5 x 175.3 cm
36¹/₂ x 5⁷/₈ x 69"

COLOURS 03 SILVER GREY STEEL 08 LIGHT MAPLE 10 BLACK STEEL 20 COFFEE 36 LIGHT CHERRY 49 WHITE

* CAN ONLY BE MOUNTED AT THE BOTTOM ** CAN ONLY BE MOUNTED AT THE TOP
MEASUREMENTS INDICATED AS WIDTH X DEPTH X HEIGHT



TVILUM-SCANBIRK
in every home, in every room